

Step 1: How to start?

- A. Students will choose one the following: A Song, A Book, or a Hollywood film that they feel represents who they are and what they are about.
- B. Think about what your life is like in terms of genre of music, literature, or film.
 - a. Be confident that the medium you are choosing represents you in more ways than one.
- C. The objective is for students to help the teacher and other students get to know them in a creative way.

Step 2: HOW SHOULD I DESIGN IT?

Students will choose to design ONE of the following: a CD cover, a book cover, or movie poster that will teach the observer how they see themselves and what their life is like.

- A. **If you choose a CD** you are using music and song lyrics to teach me about your life experience and your personality.
 - a. Look at the album design as if you were making your own greatest hits cd.
 - b. One particular song with lyrics will be featured on the inside as your personal anthem
 - c. Other songs and their artists may be listed on the back of the cd.
 - d. **PLEASE LIST YOURSELF AS THE ARTIST.**
 - e. Include your own artwork that can be inspired by the original artwork in style but it can NOT be the same.

ORIGINAL




Mock-STUDENT EXAMPLE



- B. **If you choose a book** you are using a particular genre and existing story you identify with to teach me about your life experience and your personality.
- Look at the book cover as your chance to personalize the book that inspired you to better fit your story.
 - PLEASE LIST YOURSELF AS THE AUTHOR.**
 - Include your own artwork that can be inspired by the original artwork in style but it can NOT be the same.
 - On the front your must have an original title, that is within the theme of the original.
 - Example: The Hobbit can transform into
 - include your own artwork that can be inspired by the original artwork in style but it can NOT be the same.

ORIGINAL

Mock-STUDENT EXAMPLE



C. If you choose a movie poster you are using a particular genre and existing script you identify with to teach me about your life experience and your personality.

a. Look at the movie poster as your chance to entice people to see a movie about you and your life.

b. PLEASE LIST YOURSELF AS THE DIRECTOR.



c. Include your own artwork that can be inspired by the original artwork in style but it can NOT be the same.

d. On the front your must have an original title, that is within the theme of the original.

i. Example:

ORIGINAL

Mock-STUDENT EXAMPLE



D. Requirements:

- a. They may use: a) the music artist's actual album, b) the actual book cover, c) the original movie poster that went with step 1 as inspiration, but no exact copies please.
- b. All titles must be original and reflect what the student is trying to teach the observer about themselves.

E. Creative Constraints:

- a. Student may draw by hand, design digitally, collage, paint, or build this project in anyway that they please.
- b. Please keep in mind no projects may be made out of food or include any materials that give off a noxious fume.

Step 3: What to include?

A. CD:

- 1. **On the Outside**-Make your cd cover around the same size as an actual CD case.
 - a. Completely redesign the album cover to reflect your personality and passion for this particular genre of music.
 - b. On the back please make a list of other songs that help tell your life story, (they be from different artist)
 - c. Be sure to fold it so that it opens and has space on the inside to put the actual song lyrics and name of the artist you initially chose in step 1.
- 2. **On the Inside:** Print or write the entire lyrics to the song you chose, and note who the artist is who performs it.
 - a. Include an explanation detailing why you chose this particular artist and song. How does this song teach me about you as a person?

B. Book:

- 1. **On the Outside**-Make your book cover around the same size as an actual paperback or hardback book.
 - a. Completely redesign the cover to reflect your life story. Use color, symbolism, and Title to reveal what kind of story this will be
 - b. Be sure to fold it so that it opens and has space on the inside to put the actual synopsis used to preview the book and name of the author you initially chose in step 1.
- 2. **On the Inside:**
 - a. Print or write the actual synopsis from the back of the book and name of the author you initially chose in step 1.
 - b. Include an explanation detailing why you chose this particular author and story. How does this book cover re-invent the story to teach me about you as a person?

C. Movie Poster

- 1. **On the Front:**
- 2. **On the Back:** a picture of the original movie that inspired you.
 - a. Print or write the actual synopsis of the film and list the director and the leading actors of the film you initially chose in step 1.
 - b. Include an explanation detailing why you chose this particular film. How does this movie poster re-invent the movie to teach me about you as a person?

Step 4: How to get a better grade:

- A. Include as much information about who you are in a visual way with symbols and images.
- B. Have a cohesive theme that follows your original inspiration piece (book, movie, song).
- C. FOLLOW ALL DIRECTIONS!
- D. MAKE SURE ALL WORK IS LEGIBLE.
- E. NO PART OF THE PROJECT MAY BE PLAGIARIZED!